

A background photograph of four office workers (three women and one man) smiling and looking towards the camera. They are in an office setting with computer monitors and plants visible in the background. A semi-transparent grey horizontal band is overlaid across the middle of the image, containing the title text.

# S/4HANA 2020 Authorizations

## In This Session

- You'll learn how to conceptually setup S/4HANA authorizations
- You'll learn how to integrate effectively tiles, catalogs, spaces, pages, sections, single roles, derived roles and composite roles into your overall role concept
- You'll learn what new aspects and tools are brought in by S/4HANA release 2020
- You'll learn how Expertum can assist you in your S/4HANA journey

# Chris Walravens

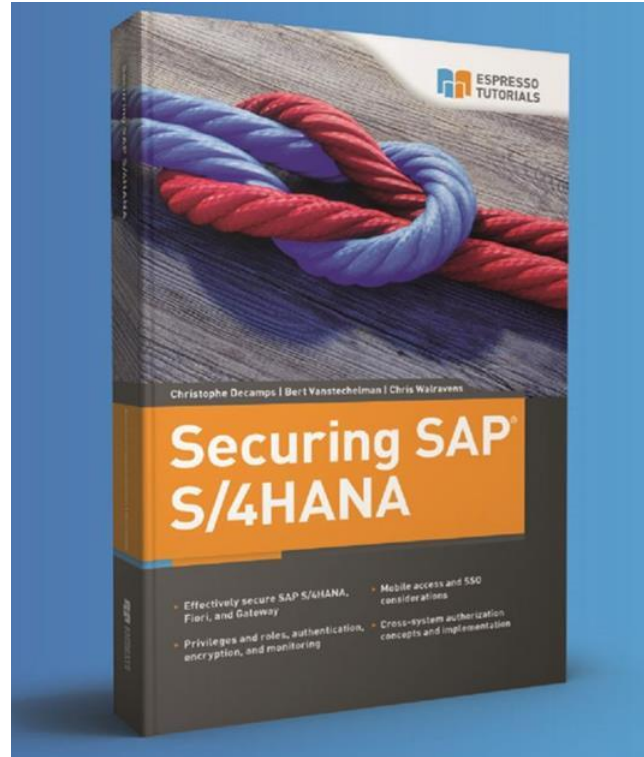


- Started SAP career as IT Auditor
- CISA (ISACA)
- SAP security & GRC consultant since 2000
- GRC Community Lead & Partner at Expertum

# Securing S/4HANA Book



**Bert Vanstechelman**



**Christophe Decamps**



**Chris Walravens**

# What We'll Cover

- Conceptual Build
- Implementation Approach
- Migration Options
- Wrap-up

# S/4HANA Authorizations: Conceptual Build

# Terminology

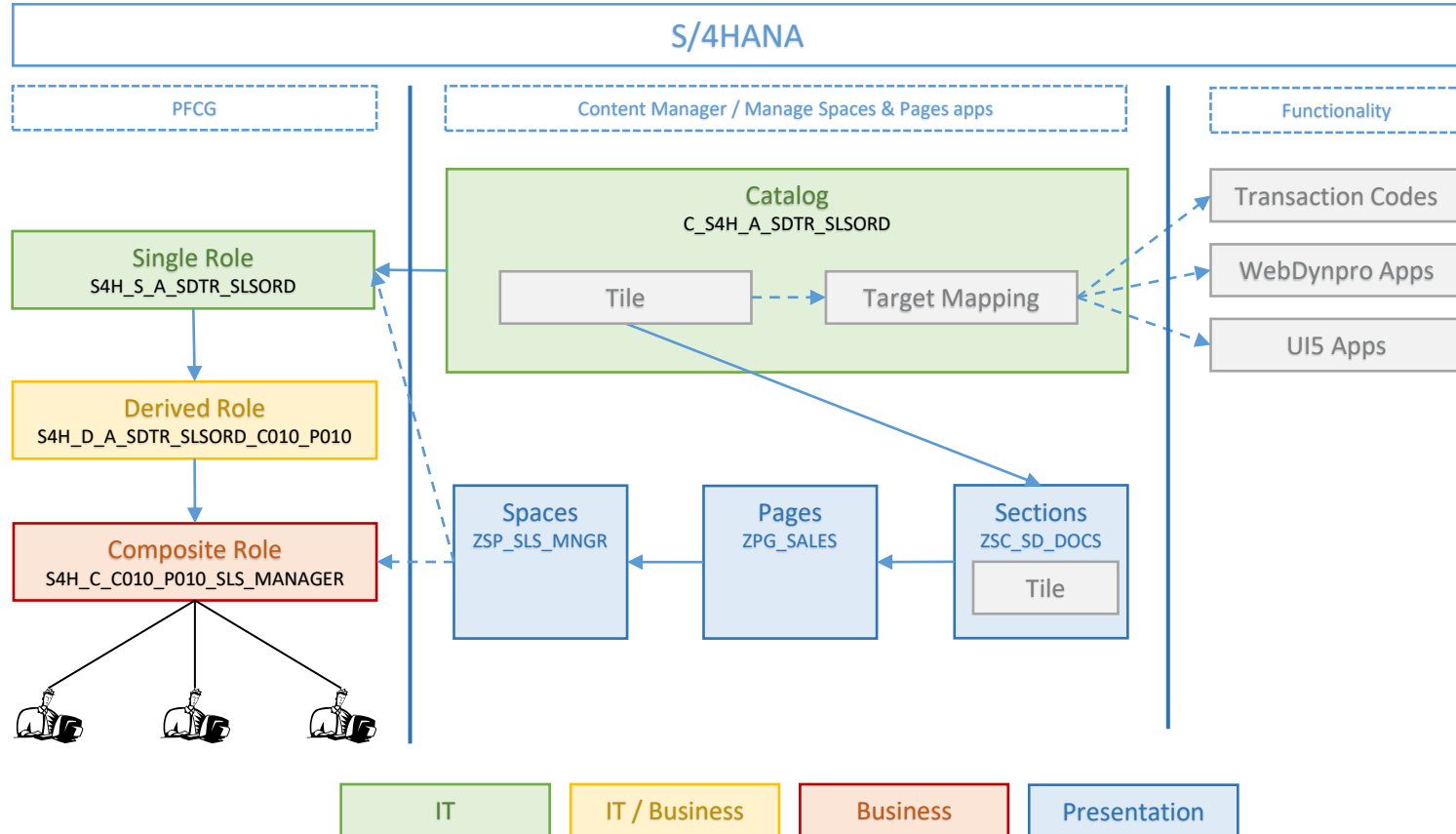
Term/Acronym	Definition
Tiles	Grant access to Fiori apps and to S/4HANA functionality. Tiles are the way the SAP functionality is presented and made accessible to the end user through the SAP Fiori user interface. Technically, tiles are calling the SAP S/4HANA transaction codes, webdynpro's and UI5 applications.
Catalogs	Container of the technical definition of tiles. The content of a catalog defines what functionality an end user has access to through the Fiori user interface.
Spaces, Pages, Sections	Container of tiles. The content of spaces, pages and sections defines what the end user sees on the screen when he/she logs on. Spaces, pages and sections are purely used for structuring the presentation of tiles to end users.

# Terminology


Term/Acronym	Definition
Single roles	Container of transaction codes, webdynpro's, Fiori catalogs and services, etc. and the related authorizations to execute these transaction codes, webdynpro's, tiles etc.
Derived roles	Grant access to the same functionality as the single role they are derived from, but derived roles contain restrictions on organizational values (like company code, plant, sales organization,...).
Composite roles	Container of single and/or derived roles. Composite roles are a collection of single and derived roles, allowing a user to execute all tasks he/she needs to perform his/her daily job.



# Conceptual Overview (as from S/4HANA 2020)



# S/4HANA Authorizations: Implementation Approach

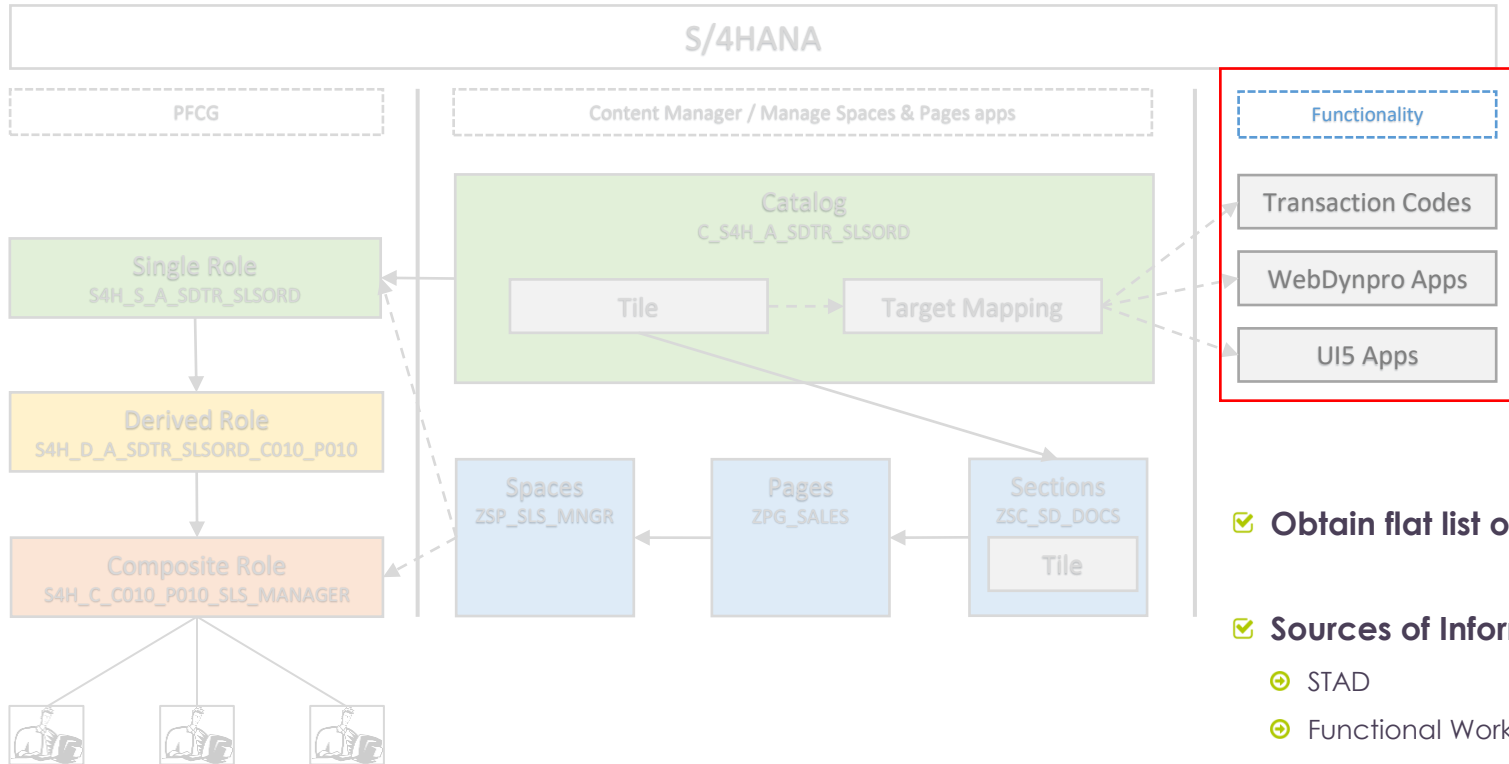
A wide-angle photograph of a two-lane asphalt road stretching straight into the distance. The road is flanked by dry, scrubby desert terrain. In the far distance, a range of dark mountains is visible against a sky filled with dramatic, layered clouds. The sun is low on the horizon, creating a warm orange and yellow glow that illuminates the clouds and the road ahead.

# Before starting the authorizations work...

**Don't (always) blame the authorizations person !**

- ✓ **Fiori** needs to be set up / **activated** on the S/4HANA system (STC01, STC02, etc.)
- ✓ All necessary **services** need to be **active**
  - ➔ SICF services (SICF)
  - ➔ OData services (/N/IWFND/MAINT\_SERVICE)
- ✓ **System aliases** need to be set correctly in every service (/N/IWFND/MAINT\_SERVICE)
- ✓ For specific functionality specific **RFC aliases** need to be configured (/N/IWFND/ROUTING)
- ✓ All **services** need to be **executed** once before being visible in PFCG (/IWFND/MAINT\_SERVICE)

# Gather functionality



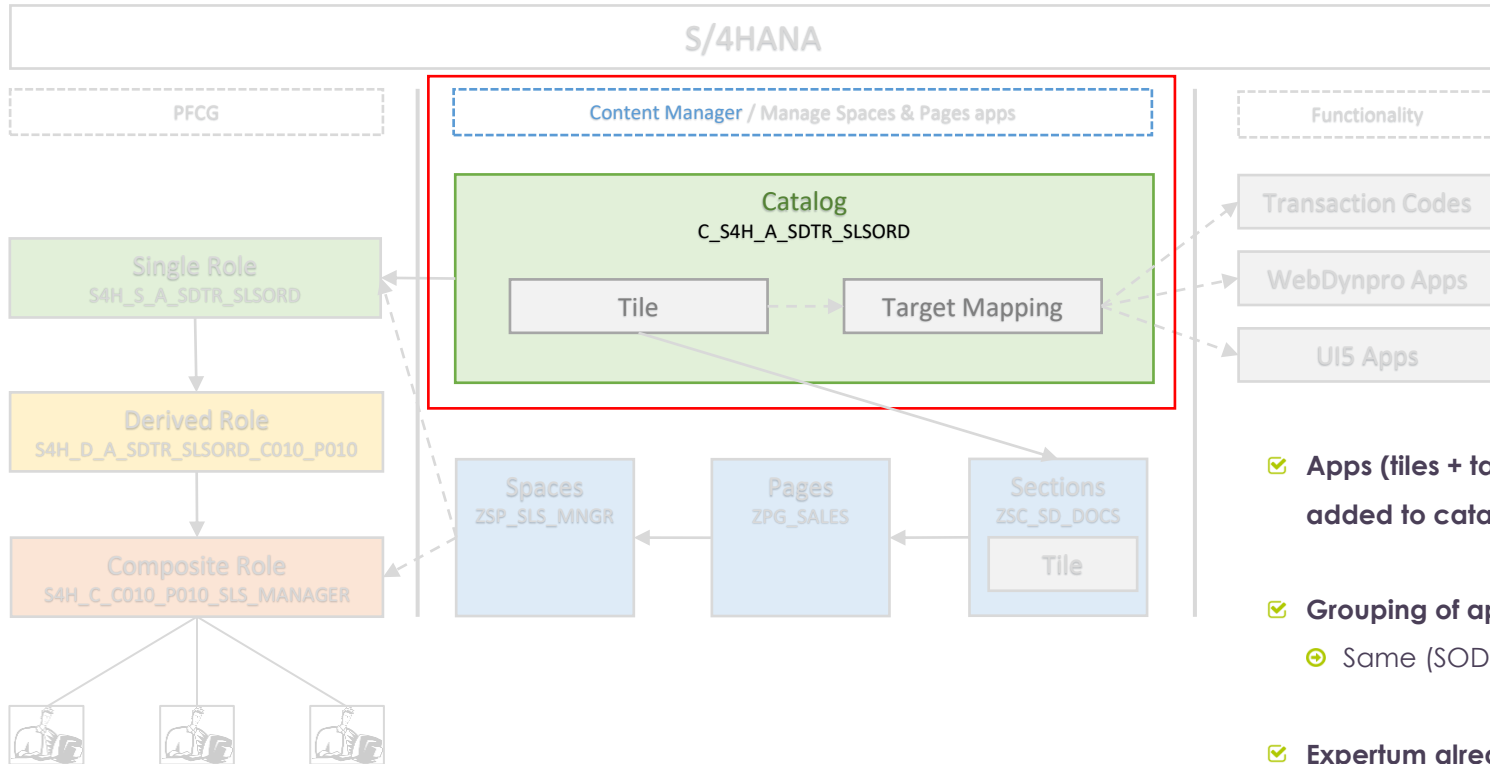
✓ Obtain flat list of needed apps & tiles

✓ Sources of Information

➡ STAD

➡ Functional Workshops

# Group tiles & target mappings in Fiori Catalogs



- ✓ Apps (tiles + target mappings) need to be added to catalogs
- ✓ Grouping of apps is like grouping tcodes
  - ⊕ Same (SOD) criteria apply
- ✓ Expertum already has content for this

# Fiori Catalogs: Expertum content

Catalog	Catalog Title	fioriId	AppName	SemanticObject	SemanticAction	Tile/TM	TileSemanticParameters	TargetMappingSemanticParameters
C_54H_A_COMD_CSTELG	CO-MD: Cost Element Groups (All)	KAH1	Create Cost Element Groups	CostElementGroup	createCostElementGroup	T+TM	sap-ui-tech-hint=GUI	(sap-ach=CO-OM)
C_54H_A_COMD_CSTELG	CO-MD: Cost Element Groups (All)	KAH2	Edit Cost Element Groups	CostElementGroup	changeCostElementGroup	T+TM	sap-ui-tech-hint=GUI	(sap-ach=CO-OM)
C_54H_A_FIMD_BALPNL	FI-MD: Balance and P&L Account Structure (All)	F2918	Manage global accounting hierarchies	MasterDataHierarchy	manageFinanceHierarchy	T+TM		
C_54H_A_FIMD_BALPNL	FI-MD: Balance and P&L Account Structure (All)	OB58	Maintain Financial Statement Versions	FinancialStatement	maintainVersions	T+TM	sap-ui-tech-hint=GUI	(sap-ach=FI-AR-AR)
C_54H_A_FIMD_BALPNL	FI-MD: Balance and P&L Account Structure (All)	OKEV	Edit Versions	Version	maintainVersions	T+TM	sap-ui-tech-hint=GUI	(sap-ach=CO-OM)
C_54H_A_FIMD_CURRCY	FI-MD: Currency Rates (All)	F3616	Currency Exchange Rates	Currency	maintainExchangeRates	T+TM		
C_54H_A_FIMD_CURRCY	FI-MD: Currency Rates (All)	OB08	Maintain Exchange Rates	Currency	manageExchangeRates	T+TM	sap-ui-tech-hint=GUI	(sap-ach=BC-SRV-BSF-CUR)
C_54H_A_FIMD_CURRCY	FI-MD: Currency Rates (All)	OB08	Enter FX Spot Rates	Currency	maintainSpotRates	T+TM	sap-ui-tech-hint=GUI	(sap-ach=BC-SRV-BSF-CUR)
C_54H_A_FIMD_CURRCY	FI-MD: Currency Rates (All)	OB08	Maintain Currency Exchange Rates	RealTimeConsolidation	exchangeRate	T+TM	sap-ui-tech-hint=GUI	(sap-ach=BC-SRV-BSF-CUR)
C_54H_A_FIMD_CURRCY	FI-MD: Currency Rates (All)	OC41	Maintain Exchange Rates	Currency	maintainExchangeRates	T+TM	sap-ui-tech-hint=GUI	(sap-ach=EC-CS)
C_54H_A_FIMD_GLACCA	FI-MD: G/L Accounts (CoA level) (All)	F2130	Edit Options for Journal Entries - My Settings	JournalEntryPostingConfign	editPostingOptions	T+TM		
C_54H_A_FIMD_GLACCA	FI-MD: G/L Accounts (CoA level) (All)	FS00	Edit G/L Account - Central View	GLAccount	editGLAccountCentrally	T+TM	sap-ui-tech-hint=GUI	(sap-ach=FI-GL-GL)
C_54H_A_FIMD_MACOCE	FI-MD: SDWorx - Mapping cost centers (Full)	YFI05_SDWORX_CCTR	SDWorx: Mapping cost centers	Transaction	tYFI05_SDWORX_CCTR	T+TM	sap-ui-tech-hint=GUI	
C_54H_A_FIMD_VALSET	FI-MD: Validation Sets & Variables (All)	GS01	Create set	Transaction	tGS01	T+TM	sap-ui-tech-hint=GUI	
C_54H_A_FIMD_VALSET	FI-MD: Validation Sets & Variables (All)	GS02	Change Set	Transaction	tGS02	T+TM	sap-ui-tech-hint=GUI	
C_54H_V_COMD_CSTELG	CO-MD: Cost Element Groups (View)	KAH3	Display Cost Element Groups	CostElementGroup	displayCostElementGroup	T+TM	sap-ui-tech-hint=GUI	(sap-ach=CO-OM)
C_54H_V_FIMD_GLACCX	FI-MD: G/L Accounts (View)	F0731A	Manage G/L Account Master Data	GLAccount	manage	T+TM		(ChartOfAccounts=%UserDefault.ChartOfAccounts%&)
C_54H_V_FIMD_GLACCX	FI-MD: G/L Accounts (View)	FS04	G/L Account Changes - Central View	GLAccount	displayMasterDataChanges	T+TM	sap-ui-tech-hint=GUI	(CompanyCode=>RF01A-BUKRS)&(GLAccount=>RF01A-)
C_54H_V_FIMD_GLACCX	FI-MD: G/L Accounts (View)	FSP4	G/L Account Changes - Chart of Accounts View	GLAccount	changesforChartAccounts	T+TM	sap-ui-tech-hint=GUI	(CompanyCode=>RF01A-BUKRS)&(GLAccount=>RF01A-)
C_54H_V_FIMD_GLACCX	FI-MD: G/L Accounts (View)	FSS4	G/L Account Changes - Company Code View	GLAccount	displayChangesforCompanyCode	T+TM	sap-ui-tech-hint=GUI	(CompanyCode=>RF01A-BUKRS)&(GLAccount=>RF01A-)
C_54H_V_FIMD_VALSET	FI-MD: Validation Sets & Variables (View)	GS03	Display Set	Transaction	tGS03	T+TM	sap-ui-tech-hint=GUI	

Concept Builder	QBP02_57_REP05b_Tiles per Group	XP_FIORI_CATALOG_TILES			
Catalog	fioriId	AppName	SemanticObject	SemanticAction	Tile/TM
C_54H_A_FITR_VATPRC	/CCEE/HR_OPZ_STAT_1	Create OPZ-STAT-1 Report - Croatia	OverdueSubledgerItem	createOverdueReceivablesReportHF	T+TM
C_54H_A_FITR_VATPRC	/CCEE/HRFI_EC	Create EC Sales List - Croatia	TaxReport	createECSalesListHR	T+TM
C_54H_A_FITR_VATPRC	/CCEE/HRFI_RFUVE00	Print Tax Advanced Return	TaxReport	printAdvanceReturnForTaxOnSalesP	T+TM
C_54H_A_FITR_VATPRC	/CEEVC/ROFI_VIES_XML	Process VIES 390 Files - Romania	TaxReport	executeVATIdentificationExchangeS	T+TM
C_54H_A_FITR_VATPRC	/CEEVC/ROFI_VIES394	Display VIES 394 Report - Romania	TaxReport	displayVIES394VatIdentificationExch	T+TM
C_54H_A_FITR_VATPRC	/CEEVC/ROFI_VIES394	Process VIES 394 Files - Romania	TaxReport	executeVIES394RO	T+TM
C_54H_A_FITR_VATPRC	/CEEVC/ROFI11_XML	Print Tax Adv. Return 2016 - Romania	TaxReport	printAdvanceReturnForTaxOnSalesA	T+TM
C_54H_V_MMPU_PURORD	/CPD/PWS_WS_ME22N	/CPD/PWS_WS_ME22N	PurchaseOrder	manage	TM
C_54H_V_MMPU_PURREQ	/CPD/PWS_WS_ME22N	Manage Purchase Requisitions	PurchaseRequisition	manage	TM
C_54H_V_MMPU_PURREQ	/CPD/PWS_WS_ME22N	Manage Purchase Requisitions	PurchaseRequisition	manage	TM

Record: 14

1 of 2603

Unfiltered

Search


✓ Expertum already has content

⊕ > 2.800 apps already assigned to catalogs

✓ Principle

⊕ 1 app in 1 catalog

# Fiori Catalogs: The Content Manager

 Launchpad Content Manager: Client-Specific (Customizing)











More ▾ Exit


Catalogs

Tiles/Target Mappings Roles









Search Catalogs:








Catalogs (1 of 1916)

Status	Catalog ID	Catalog Title	Read-Only	System Alias	Scope	Status in Current Client	Service Activation Status
	C_S4H_A_SDTR_SLSORD	SD-TR: Sales Orders (All)	<input type="checkbox"/>		Customizing	Original	

Content in Catalog C\_S4H\_A\_SDTR\_SLSORD - SD-TR: Sales Orders (All) (6)



Status	T/TM ...	Tile/TM Matching Txt	Semantic Object	Action	Title/Subtitle/Information	App Type	Application Ressource
		TM only	SalesOrder	change	Change Sales Order - VA02	GUI	VA02
		Tile + TM			Change Sales Orders	GUI	VA02
		Tile + TM		create	Create Sales Orders	GUI	VA01
		Tile + TM				GUI	VAX1_VBTYP
		TM only	SalesOrderWithoutCharge	change	Change Sales Order Without Charge	GUI	VA02
		TM only		create	Create Sales Order Without Charge	GUI	VAX1_VBTYP

# Fiori Catalogs: The Content Manager (2)

< **SAP** Launchpad Content Manager: Client-Specific (Customizing) Exit

More ▾

Catalogs **Tiles/Target Mappings** Roles

Search Tiles/Target Mappings:

Tile / Target Mapping Combinations (224 of 14824)

Status	T/TM	Tile/TM Matching Txt	Semantic Object	Action	Title/Subtitle/Information	App Type	Application Resource
■		TM only	SalesOrder	calculateWIPforOrders	Calculate Work in Process - Collective	GUI	KKAO
		Tile + TM		calculateWorkInProgressService...	Run Results Analysis - Sales Orders - Actual	GUI	KKAKH
		Tile + TM		carryforwardCommitments	Carry Forward Commitments - Sales Orders	GUI	VACF
		TM only		change	Change Sales Order - VA02	GUI	VA02
		Tile only					
		TM only					

Catalogs containing Change Sales Order - VA02 (4)

Status	Catalog ID	Catalog Title	Read-Only	System Alias	Scope	Status in Current Client	Ref D...	Reference Detail
■	SAP_TC_CEC_SD_BE_APPS	SAP Sales and Distribution: Classic Apps	<input checked="" type="checkbox"/>	S4SD	Configuration	Original	■	Original (TM Only)
■	C_S4H_A_SDTR_SLSORD	SD-TR: Sales Orders (All)	<input type="checkbox"/>		Customizing	Original	■	Reference (TM Only)
■	SAP_SD_BC_SLS_LIST_OP	Sales - Sales Document Lists Advanced	<input checked="" type="checkbox"/>		Configuration	Original	■	Reference (TM Only)



# Fiori Catalogs: Conceptual Choices

Group tiles and target mappings on subprocess level

- ➔ Tiles are the new (GUI) technology to access your business processes. Transaction codes are the “old” technology.
- ➔ Still, you keep on accessing your business processes!
- ➔ In order to build catalogs that are free of Segregation of Duties (SOD) issues, you need to build the on subprocess level

Tiles and target mappings are only contained in 1 catalog

- ➔ For maintenance reasons, it is essential to only include a specific tile / target mapping in only 1 catalog

# Fiori Catalogs: Configuration vs Customizing Layer

## Configuration Layer

✓ Catalogs can be maintained in the configuration layer.

✓ Advantage:

- ⊕ In case some of your systems in your landscape have several clients, the catalogs will be available in all clients

✓ Disadvantage:

- ⊕ Idem
- ⊕ KPI tiles are only available in customizing layer.

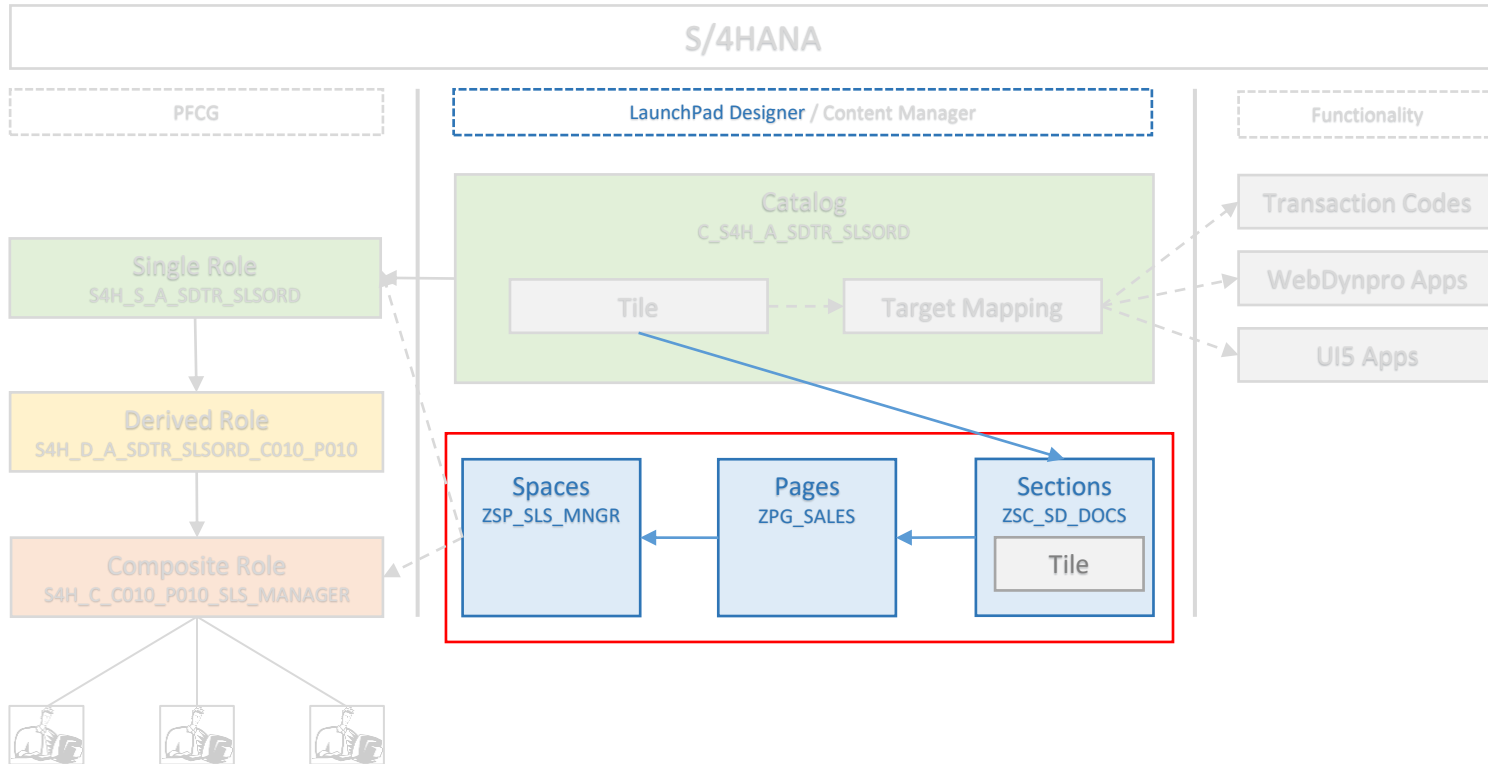
## Customizing Layer

✓ Catalogs can be maintained in the customizing layer.

✓ Advantage:

- ⊕ Both your role and catalog transports are of the customizing type
- ⊕ All types of tiles (including the KPI tiles are in the same layer)

# Add tiles to Fiori Spaces: the building of the Launchpad



## ✓ Spaces, Pages & Sections define what you see in Fiori

- ⊕ Each Space is a menu item
- ⊕ Each Page is a drop-down-option
- ⊕ Each Section is a folder on a Page
- ⊕ Decide what tiles are shown or not
- ⊕ Tile order set in the Sections

## ✓ Sources of Information

- ⊕ Functional Workshops

# Fiori Spaces, Pages & Sections: How it looks like

The screenshot displays the SAP Fiori Spaces interface. The top navigation bar includes the SAP logo, a 'Home' dropdown, and search, notification, and user icons. Below the navigation bar, a horizontal menu lists various business areas: Inventory, Master Data, Production, Sales & Distribution (selected), System, and Warehouse Management. A red arrow points from the text 'Spaces' to the 'Sales & Distribution' menu item.

A dropdown menu is open for 'Sales & Distribution', showing options: Analytics, Billing, Master Data, Outbound Deliveries, Sales Quotations, Sales Documents (highlighted), and Shipments. A red arrow points from the text 'Pages' to the 'Sales Documents' option.

The main content area is titled 'Sales Documents' and contains a 'Sales Orders' section. A red arrow points from the text 'Sections' to the 'Sales Orders' section. The 'Sales Orders' section displays a table with the following data:

Sales Order Fulfillment	Analyze Issues
De Soete Afsluitin...	283
't Badhuis BVBA	221
Ghekiere Houtcre...	129

Below the table, there are several dashboard tiles. The first row includes: 'Sales Order Fulfillment All Issues' (with a warning icon), 'Manage Sales Orders' (11,3 K), 'Manage Credit Memo Requests' (35), 'Manage Sales Orders Without Charge' (1,74 K), and 'List Incomplete Credit Memo Requests' (0). The second row includes: 'List Incomplete Sales Orders Without Charge' (71), 'List Incomplete Sales Documents' (738), and 'List Sales Orders VA05'.

# Spaces, Pages & Sections: Replacing Groups

- ✔ Both Groups and Spaces still co-exist in S/4HANA 2020
- ✔ Configure system parameters in transaction codes UI2/FLP\_SYS\_CONF or /UI2/FLP\_CUS\_CONF to activate Spaces:
  - ⊕ SPACES: for all users
  - ⊕ SPACE\_ENABLE\_USER: to allow users to switch between old and new launchpad
- ✔ End-users can still switch, if wanted

< **SAP** Change View "FLP Configuration": Overview

New Entries Copy As... Delete Undo Change Select All Select Block Deselect All More ▾

Dialog Structure

- FLP Configuration
- FLP Plugins
- Configuration

FLP Configuration					
	FLP Property ID	Type	Category	Property Value	Description
<input type="checkbox"/>	SPACES_ENABLE_USER	Boolean (true/false)	FLP UI Client Settings	true	Enable t

Settings

User Account  
S4H\_C\_INTERNAL\_SERVICE

Appearance  
SAP Quartz Light

Spaces

Language & Region  
EN | Time Format: 12h

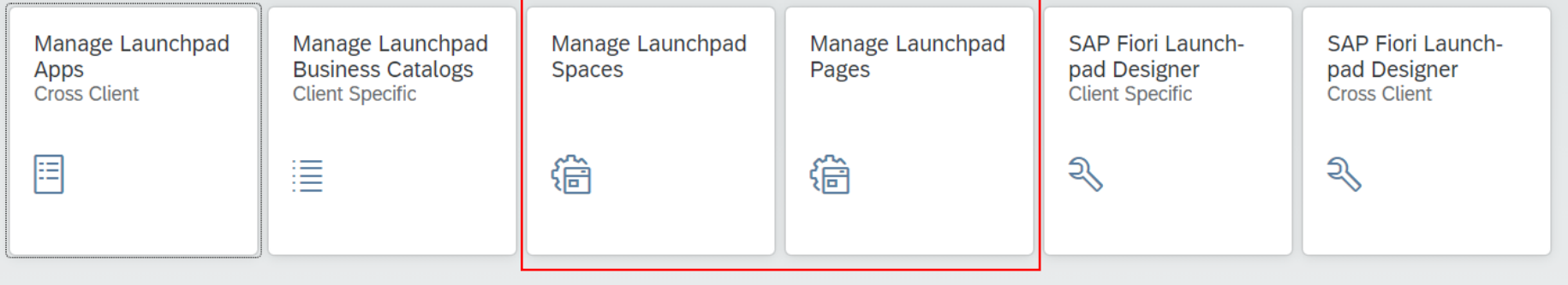
### Spaces

☒ Use Spaces

*Enable to see your apps clustered in different spaces. Disable to see the classic home page. When you change the setting and save, the launchpad will be restarted.*

# Fiori Spaces, Pages & Sections: The Apps

## Fiori Launchpad



App IDs:

- ✓ F4834 - Manage Launchpad Spaces
- ✓ F4512 - Manage Launchpad Pages

# Fiori Spaces, Pages & Sections: Spaces

< **SAP** Manage Launchpad Spaces

Customer-Created SAP-Delivered

Spaces (9)

Search Create Copy Delete ↑↓ Filter [x]

ID / Description	Title	Roles	Created By / Created On	Changed By / Changed On	
<input type="radio"/> ZSP_SYSTEM System - System	System	1	Chris Walravens 18.02.2021	Chris Walravens 18.02.2021	
<input type="radio"/> ZSP_FINANCE Finance	Finance	6	PJCS 05.01.2021	Chris Walravens 17.02.2021	
<input type="radio"/> ZSP_PRODUCTION Production	Production	10	PJCS 05.01.2021	PJCS 21.01.2021	
<input type="radio"/> ZSP_SALES_DISTRIBUTION Sales & Distribution	Sales & Distribution	13	PJCS 05.01.2021	PJCS 05.01.2021	
ZSP_WAREHOUSE_MANAGEMENT					

< **SAP** Space Details

ZSP\_SALES\_DISTRIBUTION  
Sales & Distribution

Edit Copy Delete


General Pages Roles

The first item in the list below will be the default page shown when selecting a space in the launchpad.




Items (7)

ID	Description	Title	Page Visibility	
ZPG_SD_ANALYTICS	Sales & Distribution - Analytics	Analytics	Visible	>
ZPG_SD_BILLING	Sales & Distribution - Billing	Billing	Visible	>
ZPG_SD_MASTER_DATA	Sales & Distribution - Master Data	Master Data	Visible	>
ZPG_SD_OUTBOUND	Sales & Distribution - Outbound Deliveries	Outbound Deliveries	Visible	>
ZPG_SD_QUOT	Sales & Distribution - Sales Quotations	Sales Quotations	Visible	>
ZPG_SD_SALES_DOCUMENTS	Sales & Distribution - Sales Documents	Sales Documents	Visible	>
ZPG_SD_SHIPMENTS	Sales & Distribution - Shipments	Shipments	Visible	>

# Fiori Spaces, Pages & Sections: Pages



Manage Launchpad Pages ▾



ZPG\_SD\_SALES\_DOCUMENTS

[Copy](#) [Delete](#) [Page Preview](#)

Title: Sales Documents

Created By: PJCS  
Created On: 05.01.2021

Changed By: PJCS  
Changed On: 06.01.2021

Layout


Edit

Sales Orders


Sales Order Fulfillment  
Analyze Issues

[Custom Tile]


Sales Order Fulfillment  
All Issues




Manage Customer Returns

 0


Manage Sales Orders

 0

Manage Credit Memo Requests

 0


Manage Sales Orders Without Charge

 0


List Incomplete Credit Memo Requests

0

List Incomplete Sales Orders Without Charge

 0

List Incomplete Sales Documents

 0

List Sales Orders  
VA05



# Fiori Spaces, Pages & Sections: Expertum content

Space	Page	Section	In	Ti	Catalog	fioriId	AppName
ZSP_FINANCE	ZPG_FI_MASTER_DATA	ZSC_FI_MD_GL_ACCOUNTS	NA		0 C_S4H_V_FIMD_GLACCX	F0731A	Manage G/L Account Master Data
ZSP_FINANCE	ZPG_FI_MASTER_DATA	ZSC_FI_MD_GL_ACCOUNTS	M		1 C_S4H_V_FIMD_GLACCX	F0763A	Manage Chart of Accounts
ZSP_FINANCE	ZPG_FI_MASTER_DATA	ZSC_FI_MD_GL_ACCOUNTS	M		2 C_S4H_V_FIMD_GLACCX	F0731A	Manage G/L Account Master Data
ZSP_FINANCE	ZPG_FI_MASTER_DATA	ZSC_FI_MD_GL_ACCOUNTS	O		3 C_S4H_A_FIMD_GLACCA	FS00	Edit G/L Account - Central View
ZSP_FINANCE	ZPG_FI_MASTER_DATA	ZSC_FI_MD_GL_ACCOUNTS	O		4 C_S4H_V_FIMD_GLACCX	FS04	G/L Account Changes - Central View
ZSP_FINANCE	ZPG_FI_MASTER_DATA	ZSC_FI_MD_GL_ACCOUNTS	O		5 C_S4H_A_FIMD_GLACCA	FSP0	Edit G/L Account - Chart of Accounts View
ZSP_FINANCE	ZPG_FI_MASTER_DATA	ZSC_FI_MD_GL_ACCOUNTS	O		6 C_S4H_V_FIMD_GLACCX	FSP4	G/L Account Changes - Chart of Accounts View
ZSP_FINANCE	ZPG_FI_MASTER_DATA	ZSC_FI_MD_GL_ACCOUNTS	O		7 C_S4H_A_FIMD_GLACCC	FSS0	Edit G/L Account - Company Code View
ZSP_FINANCE	ZPG_FI_MASTER_DATA	ZSC_FI_MD_GL_ACCOUNTS	O		8 C_S4H_V_FIMD_GLACCX	FSS4	G/L Account Changes - Company Code View
ZSP_FINANCE	ZPG_FI_MASTER_DATA	ZSC_FI_MD_GL_ACCOUNTS	O		11 C_S4H_A_FIMD_GLACCA	FS15	Copy G/L Account Master Data - Send
ZSP_FINANCE	ZPG_FI_MASTER_DATA	ZSC_FI_MD_GL_ACCOUNTS	M		21 C_S4H_A_FIMD_GLACCA	F2130	Edit Options for Journal Entries - My Settings
ZSP_FINANCE	ZPG_FI_MASTER_DATA	ZSC_FI_MD_GL_ACCOUNTS	O		21 C_S4H_M_FIMD_GLACCX	OB_GLACC11	Edit Multiple G/L Accounts - Chart of Accounts Vi
ZSP_FINANCE	ZPG_FI_MASTER_DATA	ZSC_FI_MD_GL_ACCOUNTS	O		22 C_S4H_M_FIMD_GLACCX	OB_GLACC12	Edit Multiple G/L Accounts - Company Code View
ZSP_FINANCE	ZPG_FI_MASTER_DATA	ZSC_FI_MD_GL_ACCOUNTS	O		23 C_S4H_M_FIMD_GLACCX	OB_GLACC13	Edit Multiple G/L Accounts - Descriptions
ZSP_FINANCE	ZPG_FI_MASTER_DATA	ZSC_FI_MD_BALANCE_&P&L	O		C_S4H_A_FIMD_BALPNL	OKEV	Edit Versions
ZSP_FINANCE	ZPG_FI_MASTER_DATA	ZSC_FI_MD_BALANCE_&P&L	M		1 C_S4H_A_FIMD_BALPNL	OB58	Maintain Financial Statement Versions
ZSP_FINANCE	ZPG_FI_MASTER_DATA	ZSC_FI_MD_BALANCE_&P&L	O		2 C_S4H_A_FIMD_BALPNL	FSE2	Change Financial Statement Versions
ZSP_FINANCE	ZPG_FI_MASTER_DATA	ZSC_FI_MD_BALANCE_&P&L	M		3 C_S4H_V_FIMD_BALPNL	FSE3	Display Financial Statement Versions
ZSP_FINANCE	ZPG_FI_MASTER_DATA	ZSC_FI_MD_BALANCE_&P&L	O		6 C_S4H_V_FIMD_BALPNL	S_ALR_87012279	Structured Account Balance
ZSP_FINANCE	ZPG_FI_MASTER_DATA	ZSC_FI_MD_BALANCE_&P&L	O		7 C_S4H_V_FIMD_BALPNL	S_ALR_87012284	Financial Statement - S_ALR_87012284
ZSP_FINANCE	ZPG_FI_MASTER_DATA	ZSC_FI_MD_BALANCE_&P&L	O		8 C_S4H_V_FIMD_BALPNL	S_EBS_44000137	Financial Statement - Ledger Comparison
ZSP_FINANCE	ZPG_FI_MASTER_DATA	ZSC_FI_MD_BALANCE_&P&L	M		21 C_S4H_A_FIMD_BALPNL	F2918	Manage global accounting hierarchies
ZSP_FINANCE	ZPG_FI_MASTER_DATA	ZSC_FI_MD_BALANCE_&P&L	O		23 C_S4H_A_FIMD_BALPNL	FCOM_GROUP	Navigate to Group Utilities - Master Hierarchies
ZSP_FINANCE	ZPG_FI_MASTER_DATA	ZSC_FI_MD_BALANCE_&P&L	O		24 C_S4H_A_FIMD_BALPNL	FCOM_AIH	Activate Inactive Hierarchies
ZSP_FINANCE	ZPG_FI_MASTER_DATA	ZSC_FI_MD_INTREST_RATES	M		1 C_S4H_A_FIMD_INTRRT	JBIRMC	Enter Interest Rates
ZSP_FINANCE	ZPG_FI_MASTER_DATA	ZSC_FI_MD_CURRENCY_RATES	M		1 C_S4H_A_FIMD_CURRCY	OC41	Maintain Exchange Rates
ZSP_FINANCE	ZPG_FI_MASTER_DATA	ZSC_FI_MD_CURRENCY_RATES	M		2 C_S4H_A_FIMD_CURRCY	OB08	Maintain Exchange Rates
ZSP_FINANCE	ZPG_FI_MASTER_DATA	ZSC_FI_MD_CURRENCY_RATES	O		3 C_S4H_A_FIMD_CURRCY	F2616	Currency Exchange Rates

✔ Expertum already has content

⚡ Every app in our concept assigned to a space, page and section

✔ Principle

⚡ 1 app in 1 space, page and section

⚡ Alternatives exist

# Fiori Spaces, Pages & Sections: Conceptual Options

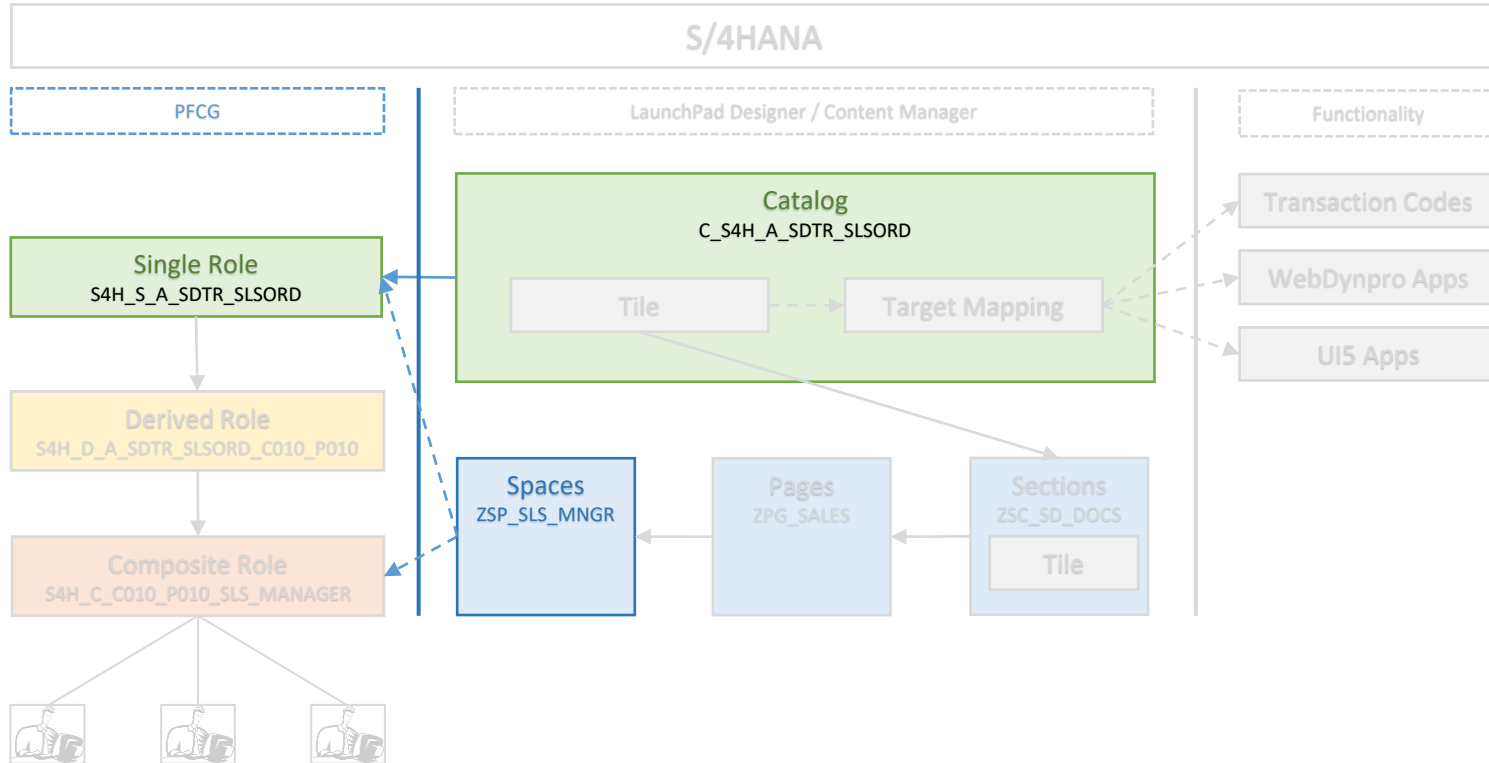
## Functionality Driven

- Design more related to functionality, comparable to the good old SAP standard menu.
- This is the more generic approach. The spaces look the same throughout the organization.
- In this design option, the spaces can be incorporated into the single roles.

## Department / Composite Role driven

- Design more related to how different departments want their Fiori screens to appear, even using department specific terminology
- Typical in this design, one would create separate spaces per department, making it less generic, but closer to the end user
- In this design option, the spaces can be incorporated into the composite roles (through specific Fiori single roles)

# Single roles: Bring catalogs, Spaces and authorizations together



# Single Roles: Good old Profile Generator

The screenshot displays the SAP 'Display Roles' interface. At the top, the SAP logo is on the left, and 'Display Roles' is on the right. Below this is a navigation bar with links: 'Display <-> Change', 'Other role', 'Inheritance', 'Information', and 'More'. The main section is titled 'Role'. It contains a 'Role:' field with the value 'S4H\_S\_A\_SDTR\_SLSORD' (highlighted with a red box), an 'Obsolete' checkbox, a 'Description:' field with 'SD-TR: Sales Orders (All)', and a 'Target System:' field with 'No destination'. Below this is a tabbed interface with tabs: 'Description', 'Menu' (highlighted with a red box), 'Applications', 'Workflow', 'Authorizations', 'User', 'MiniApps', and 'Personalization'. The 'Menu' tab shows a hierarchy of menu items. The hierarchy is as follows:

- Role Menu
  - ZSP\_SALES\_DISTRIBUTION - Sales & Distribution
  - C\_S4H\_A\_SDTR\_SLSORD - SD-TR: Sales Orders (All)
  - C\_S4H\_V\_SDTR\_SLSORD - SD-TR: Sales Orders (View)
  - G\_SD\_DOCS - Sales Documents
  - SD-TR: Sales Orders (All)

Red arrows point from text labels to specific items in the hierarchy: 'Spaces' points to 'ZSP\_SALES\_DISTRIBUTION', 'Catalogs' points to 'C\_S4H\_A\_SDTR\_SLSORD', and 'Groups' points to 'SD-TR: Sales Orders (All)'. The right side of the interface shows a 'Node Details' panel with fields for 'Type:', 'Object:', and 'Text:'.

# Concept Builder: Design & Documentation tool



## Concept Builder.xp

Experts in construction

Created in 2013 by Chris Walravens, Expertum - Last updated in September 2019



XP\_Concept Builder\_v4.1.03



### Connect with backend databases

Customer Concept:  OK

Customer Download:  OK

STAD Download:  OK

Tcode info:  OK

XP Concept:  OK

### QA Check

Roles with missing translations ???

Transactions with missing translations ???

### Concept Sync

Synchronize Concepts

Create TSTCT with  
unique Tcodes

Select Roles to  
update

Rebuild COUNTER in AGR\_1250,  
1251 and 1252

### Build concept

Create Single Roles (incl. Fiori Tiles)

Enter Source Data for the Concept	Select Single Roles (Fiori / STAD)	Review Selected Single Roles	Add Single Roles to Concept	Add Catalogs / Groups to Concept	Add Tile Roles to Concept
Edit Catalog Implementation	Enter FLIA information	Process FLIA / Update Status	Consistency Checks	Full Concept Documentation	
Enter Profile Names for Target System	Update Profile Names in Concept				

### Create Derived Roles

Create Master Composites

Enter Composite Role Info	Fill Composite Role Content	Check Composite Role Content	Create Composite Tile Roles
------------------------------	--------------------------------	---------------------------------	--------------------------------

Create Derived Composites

Adapt Domain Naming Convention	List Composites / Domains	Derive from Master Composite	Derive from Other Derived Composite	Replace Singles With Deriveds
-----------------------------------	------------------------------	---------------------------------	--	----------------------------------

### Reporting

Report Selection

#### Lists

- ☐ Composites - Singles
- ☐ Single - Tcodes
- ☐ Composite - Users
- ☐ Composite - Single - Tcodes
- ☐ Composite - Single - Tcodes - Users

#### Pivots

- ☒ Composites - Singles
- ☐ Single - Tcodes
- ☐ Composite - Users
- ☐ Composite - Single - Tcodes

Export to:

...

Language:

Export

# PFCG roles: Upload tool



## Role Uploader.xp

Something smart & witty comes here

Created in 2010 by Chris Walravens, Expertum - Last updated in July 2018

expertum  
consulting excellence



XP Role Uploader 3.2

### Connect with backend databases

Customer Concept:  OK

Tcode Info:  OK

### Disclaimer

When both single roles and tile roles are present in the Customer Concept, don't use the "\*" value in the selection boxes.

Instead use a text string (like GFX\_T\* for tile roles or ECX\_S\* for single roles) or use the upload list table to create correct upload files.

### Select roles to export

#### Select for upload List

☐

Empty

Open

☐ Single Roles  ...

☐ Tile Roles  ...

☒ Hide SAP GUI Menu

☒ Derived Roles  ...

☐ Composite Roles  ...

☐ Create folders in composite roles

### Export options

☒ English ☐ Dutch ☐ French ☐ German

SAP release :

User ID :

File Path :

...

Create data

Role

Role:  ☐ Obsolete

Description: FI-GL: GR/IR Clearing Account (All)

Target System:

Menu

Description Variants Workflow Authorizations User MiniApps Personalization

Hierarchy

- ☐ Role Menu
  - ☒ G\_FIN\_GL - General Ledger
    - ☒ C\_S4\_A\_FIGL\_GRIRCA - FI-GL: GR/IR Clearing Account (All)
    - ☒ C\_S4\_V\_FIGL\_GRIRCA - FI-GL: GR/IR Clearing Account (View)
    - ☒ FI-GL: GR/IR Clearing Account (All)

Node Details

Type:

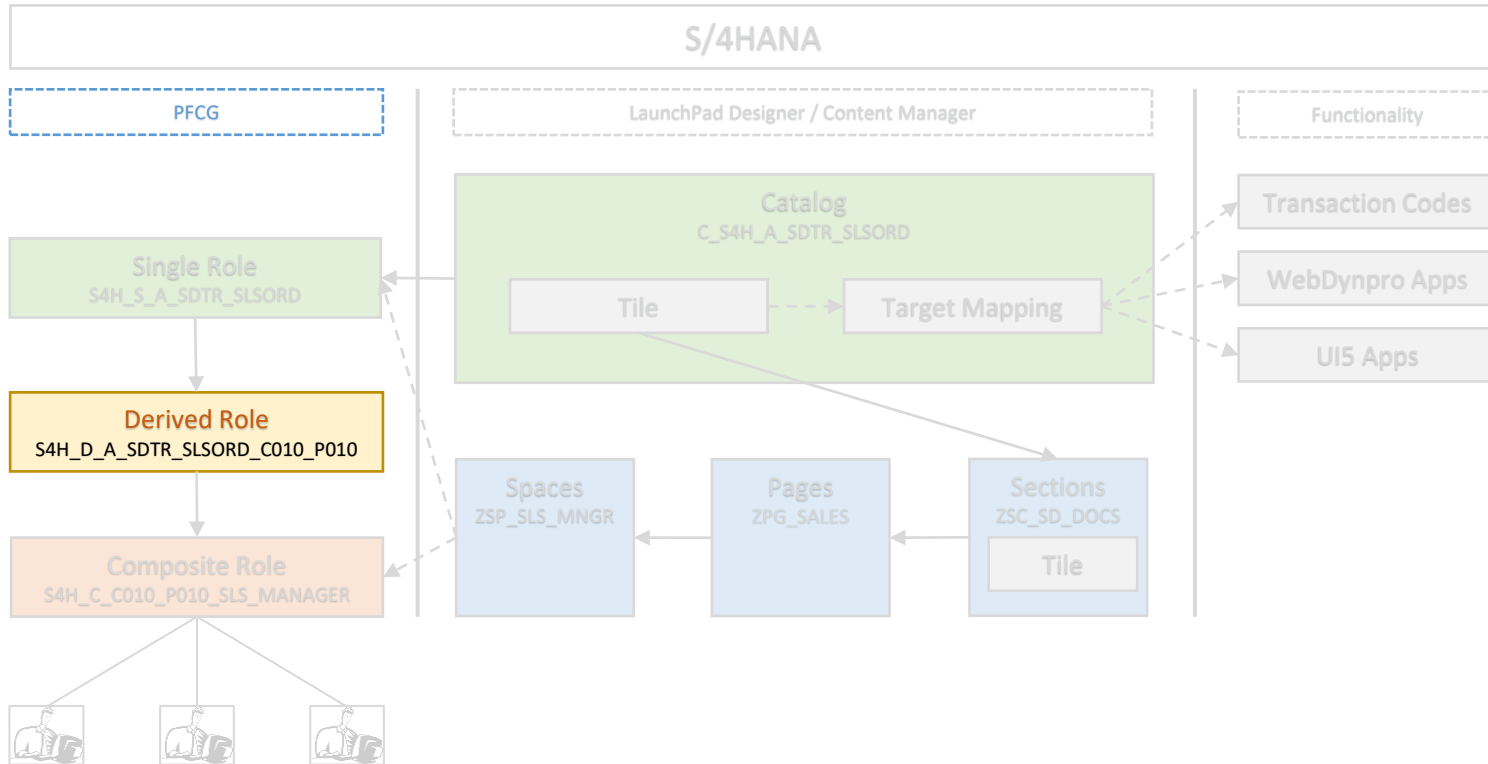
Object:

Text:

## Expertum has tools

- Role uploads
- Link between role, catalog(s) and spaces(s) uploaded

# Derived roles: The good old ones...



# Authorizations Restriction Grid

	Restriction Field	Restriction Field Description	C010_P010	C020_P020	C030_P030	C040_P040	C050_P050	C060_P060	C080_P080	C090_P090	C070_P070	LRDS_XXXX	C100_P100	C110_P110	C120_P120	C130_P130
FI	BUKRS	Company Code	C010	C020	C030	C040	C050	C060	C080	C090	C070	C100, C110, C120, C130	C100	C110	C120	C130
	RCOMP	Company Code	C010	C020	C030	C040	C050	C060	C080	C090	C070	C100, C110, C120, C130	C100	C110	C120	C130
	BWKEY	Valuation Area	P010	P020	P030	P040	P050	P060	P080	P090	P070	P100, P110, P120, P130	P100	P110	P120	P130
CO	KOSTL	Cost Center	C010*	C020*	C030*	C040*	C050*	C060*	C080*	C090*	C070*	C100*, C110*, C120*, C130*	C100*	C110*	C120*	C130*
	PRCTR	Profit Center	1*, 2*, 3*, 4*, 6*, 9*	1*, 2*, 3*, 4*, 6*, 9*	1*, 2*, 3*, 4*, 6*, 9*	1*, 2*, 3*, 4*, 6*, 9*	1*, 2*, 3*, 4*, 6*, 9*	1*, 2*, 3*, 4*, 6*, 9*	1*, 2*, 3*, 4*, 6*, 9*	1*, 2*, 3*, 4*, 6*, 9*	1*, 2*, 3*, 4*, 6*, 7*, 9*	1*, 2*, 3*, 4*, 6*, 9*	1*, 2*, 3*, 4*, 6*, 9*	1*, 2*, 3*, 4*, 6*, 9*	1*, 2*, 3*, 4*, 6*, 9*	1*, 2*, 3*, 4*, 6*, 9*
MM	WERKS	Plant	P010	P020	P030	P040	P050	P060	P080	P090	P070	P100, P110, P120, P130	P100	P110	P120	P130
	EKORG	Purchasing Organization	A000	A000	A000	A000	A000	A000	A000	A000	A070	A000	A000	A000	A000	A000
	EKGRP	Purchasing Group	101, 102, 103, 104, 105, 106	101, 102, 103, 104, 105, 106	101, 102, 103, 104, 105, 106	101, 102, 103, 104, 105, 106	101, 102, 103, 104, 105, 106	101, 102, 103, 104, 105, 106	101, 102, 103, 104, 105, 106	101, 102, 103, 104, 105, 106	101, 102, 103, 104, 105, 106	101, 102, 103, 104, 105, 106	101, 102, 103, 104, 105, 106	101, 102, 103, 104, 105, 106	101, 102, 103, 104, 105, 106	101, 102, 103, 104, 105, 106
WM	LGORT	Storage Location	1000, 1010, 1020, 1030	1000	1000	1000	1000	1000	1000	1000	1000	-	-	-	-	-
PP	CSWRK	Plant	P010	P020	P030	P040	P050	P060	P080	P090	P070	P100, P110, P120, P130	P100	P110	P120	P130
PM	IWERK	Maintenance Planning Plant	P010	P020	P030	P040	P050	P060	P080	P090	P070	P100, P110, P120, P130	P100	P110	P120	P130
	SWERK	Maintenance plant	P010	P020	P030	P040	P050	P060	P080	P090	P070	P100, P110, P120, P130	P100	P110	P120	P130
SD	VKORG	Sales Organization	S010	S020	S030	S040	S050	S060	S080	S090	S070	S100, S110, S120, S130	S100	S110	S120	S130
	VTWEG	Distribution Channel	01	01	01	01	01	01	01	01	01	01	01	01	01	01
	SPART	Division	01	01	01	01	01	01	01	01	01	01	01	01	01	01
	VSTEL	Shipping Point	-	-	-	-	-	-	-	-	-	-	-	-	-	-
	PERSA	Personnel Area	BE01	NL01	FR01	US01	CH01	GB01	BE02	BE03	HR01	BE04, NL02	BE04	NL02	TBD	TBD



# Single Role Testing

### Positive unit testing

**Test script ID:** TASDTRSLSDORD  
**Test UserID:** TASDTRSLSDORD  
**Password:** Test1234  
**Task:** SD-TR: Sales Orders (All)  
 GFX\_T\_EOLA\_SDTR\_SLSORD  
**Level:** Master Role  
**Domain:** Central

**Process:** SDTR  
**Module:** (SD)  
**Submodule:** (TR)

Date created: 11/12/2019

### Test statuses

Test not yet started  
 Test failed: Authorization issue  
 Test on hold: Missing data / Functional error  
 Authorization issue solved: Retest  
 Test successfully completed  
 No testing needed: tcode not used

**Tester**  
 de Haan Marc

**Test Date**  
 11.12.19

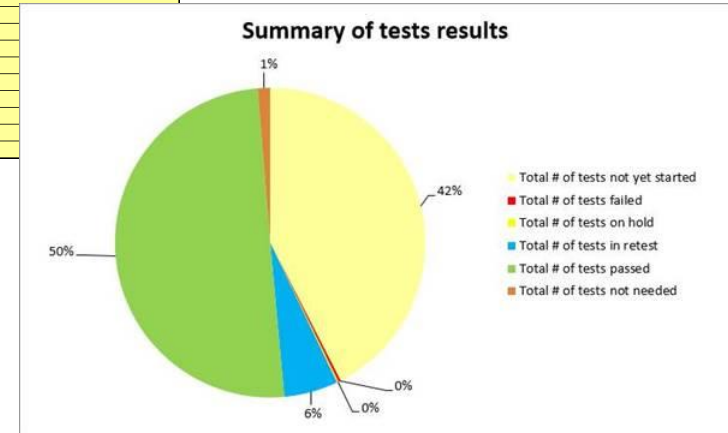
Log on to the test system

Tcode	Tcode description	Result of testing	Comments (optional)
VA02	Change Sales Order	Test successfully completed	
VA02	Change Sales Order	Test successfully completed	
VA02	Change Sales Order	Test successfully completed	
VA02	Change Sales Order	Test successfully completed	
VA02	Change Sales Order	Test successfully completed	
ZSD_COMM	Commission Note Request Creator	Test successfully completed	
VA01	Create Sales Orders	Test successfully completed	
VA01	Create Sales Orders	Test successfully completed	
VA01	Create Sales Orders	Test successfully completed	
VA01	Create Sales Orders	Test successfully completed	
VA01	Create Sales Orders	Test successfully completed	
F1708	Manage Customer Returns	Test successfully completed	
ZVA05_MASS	Mass download of VA05 data	Test successfully completed	
F2583	Manage Sales Item Proposals	Test failed: Authorization issue	Could not open
VA02	Change Sales Order	Test successfully completed	

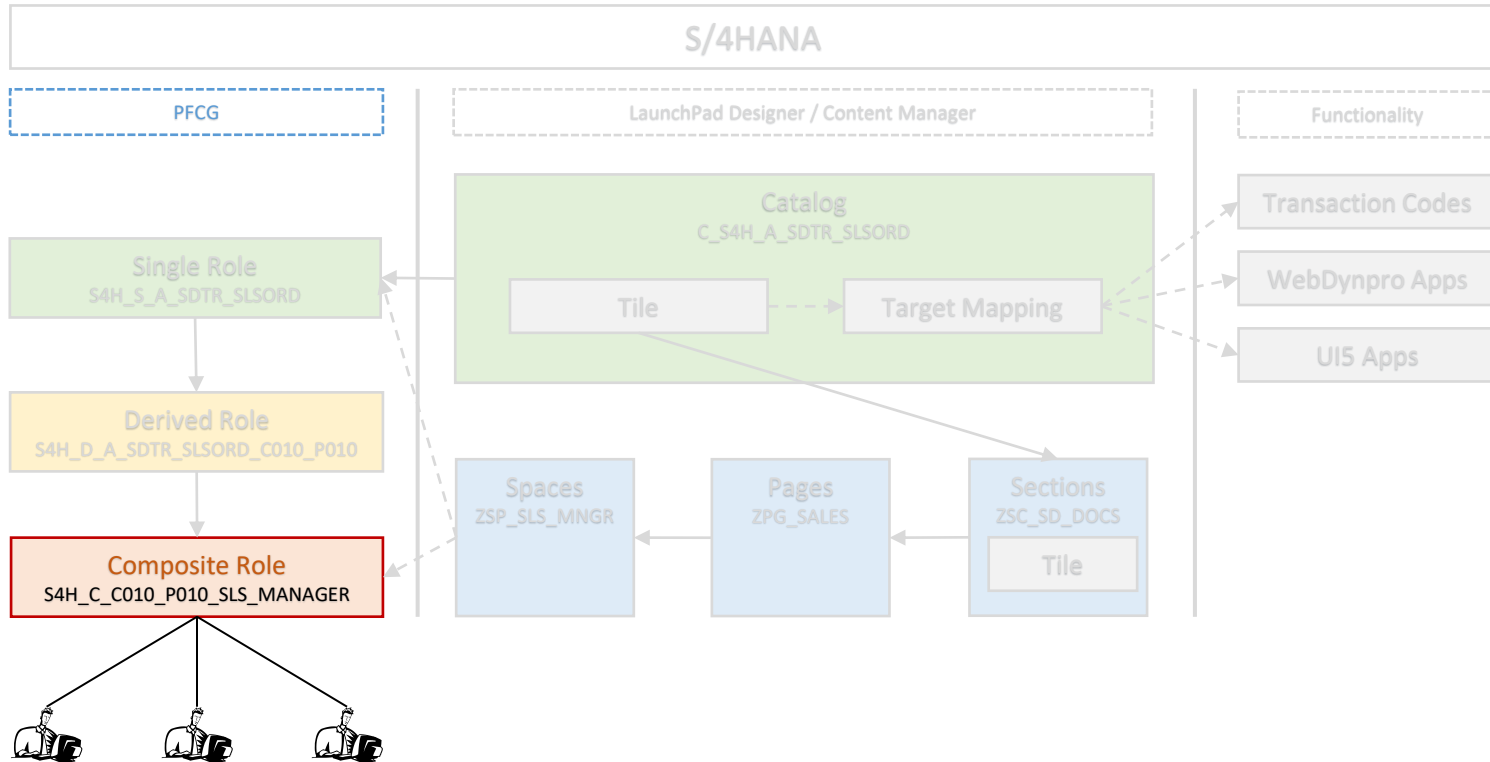
✓ Single Roles need to work on itself

➡ Importance only increases

➡ Chain from Fiori to backend becomes longer



# Composite roles: The good old ones again...



## ✓ Determine Composite Roles

- ⊕ Determine list
- ⊕ Link the list with users
- ⊕ Determine what each composite role needs to contain

## ✓ Sources of Information

- ⊕ Functional Workshops

# Functional Workshops

## ✔ Determine the needed functionality (Fiori Tiles)

- ⌚ Translate needed processes into needed Fiori tiles / target mappings (the equivalent of the transaction codes)
- ⌚ Identify the needed (organizational) restrictions to be implemented


## ✔ Determine the presentation layer (Fiori Spaces, Pages & Sections)

- ⌚ How does the business want the Fiori Launchpad to look like?
- ⌚ What spaces, pages and sections are needed / wanted? In what order do they need to be presented?
- ⌚ Within each section, which tiles need to be shown by default and which are optional?
- ⌚ Within each section, what is the wanted order of tiles?

## ✔ Determine the different roles per process (Composite Roles)

- ⌚ What different levels of access are needed within each process / department?
- ⌚ Translate those levels into composite roles
- ⌚ Determine the content of each composite role
- ⌚ Link the composite roles to the users

# S/4HANA Authorizations Migration Options

A wide-angle photograph of a long, straight asphalt road stretching towards the horizon. The road is flanked by dry, desert-like terrain with sparse vegetation. In the distance, a range of dark mountains is visible against a sky filled with dramatic, layered clouds. The sun is low on the horizon, creating a warm, orange glow that illuminates the clouds and the road. The overall mood is one of a journey or a path leading forward.

# Impact on Authorizations when migrating to S/4HANA

## *Option 1 – Keep existing authorizations Concept*

**The bare minimum: (only) upgrade your existing authorizations concept**

**Scenario: Keep existing authorizations concept**

### ✓ Assumptions

- ⊕ Keep on using (good old) SAP GUI
- ⊕ No use of SAP Fiori

### ✓ As with every SAP upgrade / release change:

- ⊕ New functionality
- ⊕ New authorization objects
- ⊕ New authority checks
- ⊕ Etc.

### ✓ Minimum steps to be performed

- ⊕ Perform SU25 to update your USOBX\_C / USOBT\_C tables (core PFCG tables)
- ⊕ Post-maintain your existing PFCG roles & regenerate the profiles
- ⊕ Test all the roles in the new S/4HANA environment

# Impact on Authorizations when migrating to S/4HANA

## *Option 2 - The minimal Fiori Use*

**Some functionality in S4/HANA is only available through Fiori**

- Bank Master Data
- Commodity Codes
- Etc.

**The extent of use of SAP Fiori determines needed effort for Fiori roles**

**For these functionalities Fiori roles need to be built**

- Build tiles, catalogs, spaces, pages & sections
- Build PFCG roles
- Test the new roles
- Assign the new roles

# Impact on Authorizations when migrating to S/4HANA

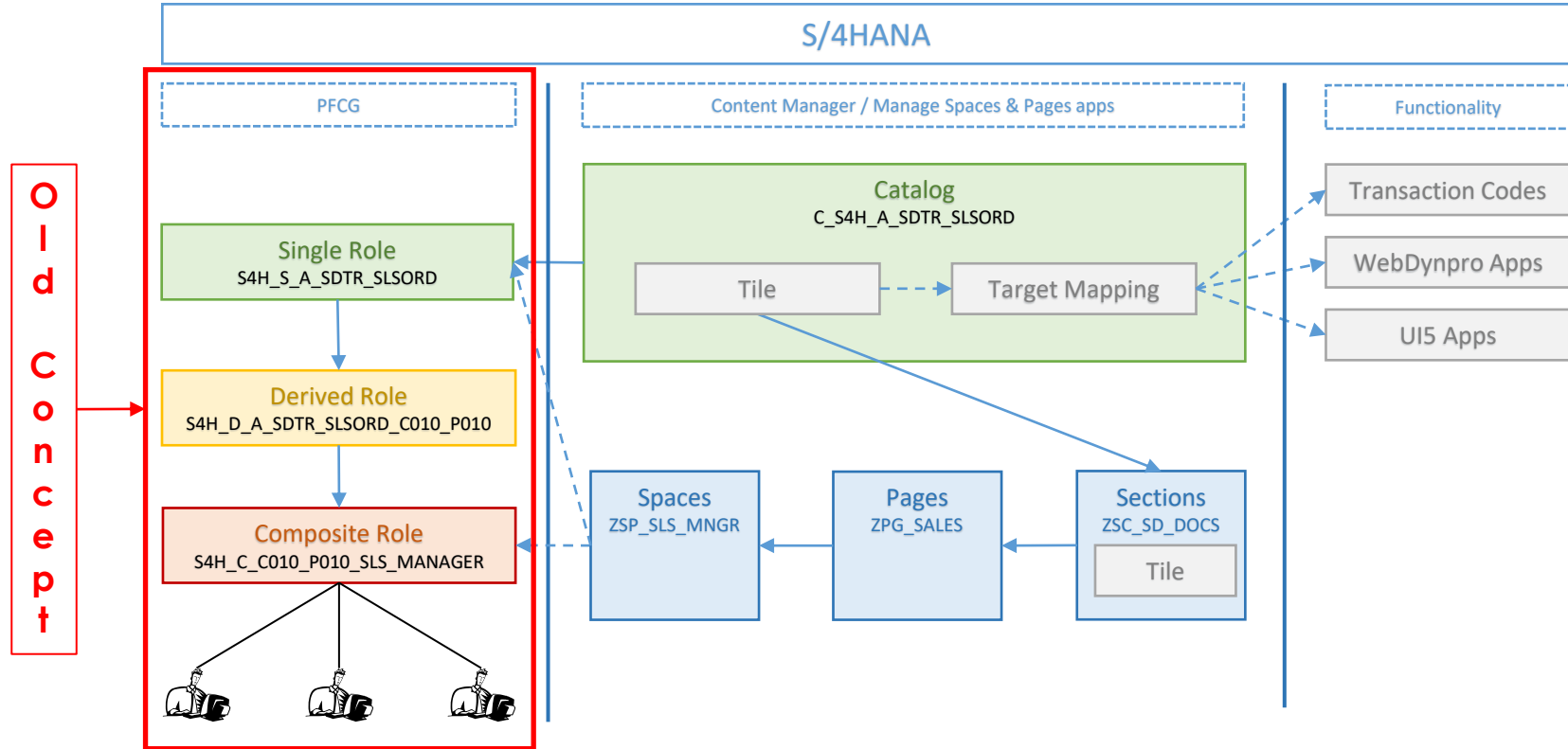
## *Option 3 – Full SAP Fiori optimized authorizations*

**The extent of use of SAP Fiori determines needed effort for Fiori roles**

**All functionalities / business processes need to be translated into Fiori roles**

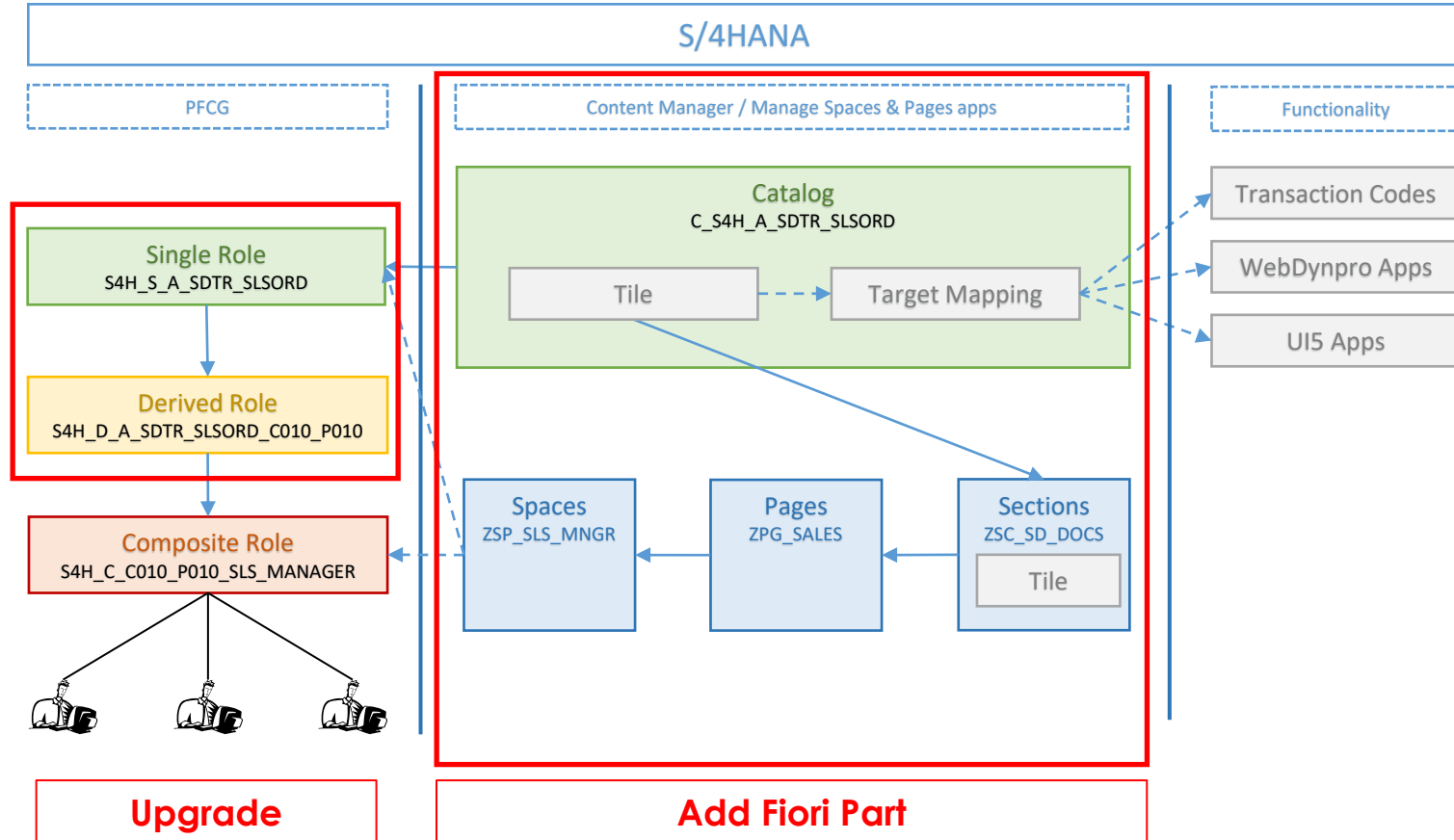
- ⦿ Build tiles
- ⦿ Update / build Catalogs & Spaces / Pages / Sections
- ⦿ Update / build PFCG roles
- ⦿ Test the updated / new roles
- ⦿ Assign the new roles (if any)

# Prepare for S/4HANA






# Implement / Upgrade to S/4HANA



Wrap-up

A wide-angle photograph of a two-lane asphalt road stretching straight into the distance. The road is flanked by dry, scrubby desert terrain. In the far distance, a range of dark mountains is silhouetted against a vibrant sky. The sky is filled with dramatic, layered clouds, with a bright orange and yellow glow from the setting or rising sun visible on the horizon. The overall mood is one of vastness and journey.

# Key Points to Take Home

- ✔ Even more than on ECC, a **conceptual approach** to setting up authorizations is **a must have**
- ✔ **SAP\_ALL** alone **doesn't work** anymore: the Fiori screens need to be defined as well
- ✔ There is a strong relationship between **what a user sees** in Fiori and **what a user is authorized for**
- ✔ **Spaces, Pages and Sections** are new in S/4HANA 2020
- ✔ Design your **Catalogs** to be **free of SODs**

# To conclude

- ✔ Leave your contact info to **get the presentation or recording**
- ✔ Our **next webinar** is May 27th on Data Conversion (Jan Van Vlaanderen en Philippe Despierre)
- ✔ **Survey:** If you still have a specific GRC question, you can leave it there, as well.



Thanks for listening! Any questions?

**Chris Walravens**

GRC Community Lead & Partner

[chris.walravens@expertum.net](mailto:chris.walravens@expertum.net)

+32 474 47 59 83

[www.expertum.net](http://www.expertum.net)

Inspire by Experience.